



GP Series

GP 6120 Datasheet

6V Top Terminal VRLA-AGM

Specifications

Voltage (Vdc)	6
Nominal Capacity (1.75 VPC @25°C)	12 Ah @20hr-rate
Ah Capacity (8-Hr 1.75 VPC @ 25°C)	11.2
Ah Capacity (20-Hr 1.75 VPC @ 25°C)	12.0
Ah Capacity (8-Hr 1.80 VPC @ 25°C)	11.0
Max Charge Current (A)	3.60
Max Discharge Current (A)	180 *
Short Circuit Current (A)	427
Internal Resistance (mΩ)	Approx. 8.9
Terminal Type	F2 terminal -Faston Tab 250 *
Terminal Torque	--
Container Material	ABS (UL 94-HB) & Flame Retardant (94-V0) available upon request.
Weight (kg. / lb., Approx.)	1.85 / 4.08
Length (L) (mm / in)	151.0±2.0 / 5.94±0.08
Width (W) (mm / in)	50.0±1.0 / 1.97±0.04
Height (H) (mm / in)	100.5±1.5 / 3.96±0.06
Design Life	Up to 5 Years in Standby Service at 25°C Eurobat (20°C): 3-5 Years Standard Commercial
Operating Temperature	Nominal: 25°C (77°F) Discharge: -15°C - 50°C (5°F-122°F) Charge/Storage: -15°C - 40°C (5°F - 104°F)
Float Charging Voltage	6.75 - 6.90 Vdc/battery 25°C (77°F)
Eq. Charging Voltage	7.20 - 7.50 Vdc/battery 25°C (77°F)
Self-Discharge	Less than 10% after 90 days, can be stored up to 6 months at 25°C (77°F); Fully recharging is required before usage, and charged sooner if stored at higher temperature than 25°C (77°F).



Valve Regulated Lead Acid (VRLA) Battery

Maintenance-Free, Absorbent Glass Mat (AGM) Technology for Efficient Gas Recombination of up to 99%

Pure Lead Construction and Proprietary Elements

Designed for Float Service Standby Power Applications

Built in Accordance with IEC 61056-1/2:2012 and UL1989 Recognized (MH14533)





GP Series

GP 6120 Datasheet

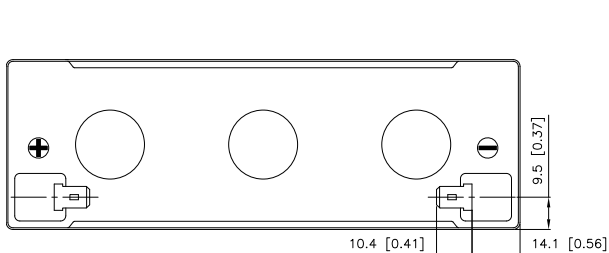
6V Top Terminal VRLA-AGM

Constant Current Discharge Characteristics Unit: A (25°C, 77°F)

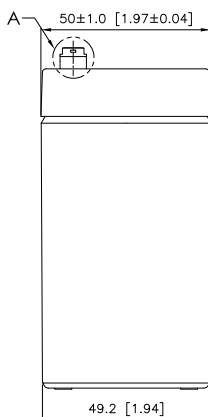
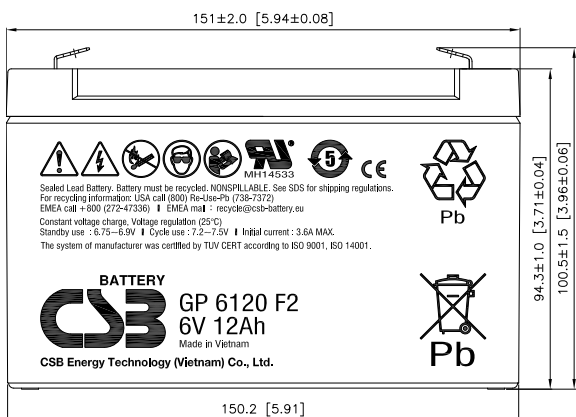
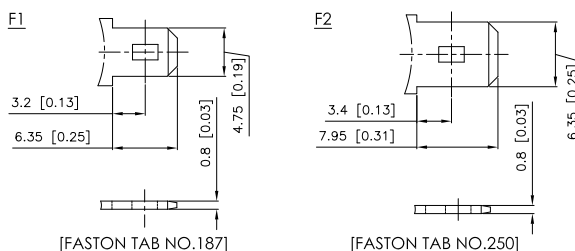
F.V/Time	5MIN	10MIN	15MIN	30MIN	60MIN	90MIN	2HR	3HR	5HR	8HR	10HR	20HR
5.01V (1.67 VPC)	48.2	32.0	23.6	13.7	8.12	5.84	4.62	3.35	2.21	1.44	1.18	0.623
5.25V (1.75 VPC)	43.3	30.0	22.6	13.4	8.03	5.77	4.57	3.26	2.13	1.40	1.15	0.600
5.40V (1.80 VPC)	38.8	28.0	21.5	13.0	7.81	5.64	4.48	3.17	2.06	1.37	1.14	0.584

Constant Power Discharge Characteristics Unit: W (25°C, 77°F)

F.V/Time	5MIN	10MIN	15MIN	30MIN	60MIN	90MIN	2HR	3HR	5HR	8HR	10HR	20HR
5.01V (1.67 VPC)	257	171	132	79.6	48.8	35.1	27.8	19.7	12.6	8.30	6.85	3.81
5.25V (1.75 VPC)	231	163	128	78.1	48.1	34.6	27.5	19.3	12.2	8.12	6.69	3.77
5.40V (1.80 VPC)	209	153	121	76.3	47.4	34.0	26.8	18.9	12.0	7.91	6.52	3.71



Detail A Drawing(3:1)



* F1 terminal is available, Max Discharge Current = 150 A